



Li-Ion Akkupack

en Operating Instructions
Safety instructions

Operating instructions for STABILA Li-ion rechargeable battery pack and mains adapter

Important information



- Read the safety instructions and operating instructions through carefully.
- Keep this user manual in a safe place and include it when passing the units on to another person.
- Keep all safety information and instructions safe for future use.

A Safety information:

- A1 The mains adapter and Li-ion rechargeable battery pack must only be operated by qualified persons.
- A2 Keep out of the reach of children.
- A3 Do not use in explosive or corrosive environments. Only use the mains adapter inside a building. The location must be dry, clean and cool.
- A4 **Do not cause short circuits!**
A short circuit causes very fast, excessive heating. This can lead to fire or an explosion. In the event of a fire, use sand or a fire blanket to extinguish it instead of water. The mains adapter and the Li-ion rechargeable battery pack must therefore be protected against contact with metal components or liquids. Do not place the rechargeable battery pack on metal surfaces or near metal objects (e.g. screws, paper clips, etc.).
- A5 If leaked Li-ion rechargeable battery fluid comes into contact with your skin or eyes, wash them with plenty of clean water and seek medical advice.
- A6 Making modifications to the mains adapter or the Li-ion rechargeable battery pack is prohibited for safety and CE-compliance reasons. Do not open the mains adapter or the Li-ion rechargeable battery pack.
- A7 Regularly check the mains adapter, Li-ion rechargeable battery, plug and cables for damage. Do not use any units with defective housing or cables.
- A8 The Li-ion rechargeable battery pack must be protected against heat, such as from strong solar radiation, storing in a sun-warmed car, etc.
- A9 Condensation can occur if the unit is moved from a cold to a warm environment. Do not use the mains adapter or Li-ion rechargeable battery pack if they are dirty or wet. If moisture is present, allow the unit to dry for a sufficient amount of time.
- A10 Never insert the plug adapter into the plug socket alone without inserting it into the mains adapter.

B Intended use:

- B1 The mains adapter is used to charge the STABILA Li-ion rechargeable battery pack. Only charge the Li-ion rechargeable battery pack using charging units approved by STABILA. Other power sources can damage the Li-ion rechargeable battery pack.
- B2 Only use the Li-ion rechargeable battery pack for units approved by STABILA.
- B3 Only qualified electricians may undertake repairs on the Li-ion rechargeable battery pack and the mains adapter.





C Before commissioning:

- C1 Before commissioning, check that your mains data matches the mains adapter data. The mains adapter is suitable for 100 – 240 VAC mains.
- C2 Insert the plug adapter suitable for your plug system into the mains adapter.
- C3 Fully charge the Li-ion rechargeable battery pack before the initial commissioning (observe the display).

D Charging and maintaining the Li-ion rechargeable battery pack:

- D1 Charging time is approx. 8 hours. After approx. 4 hours, the Li-ion rechargeable battery pack will be charged to approx. 80%.
- D2 Do not allow the Li-ion rechargeable battery pack to become fully discharged. If the unit display shows a very low level of battery capacity, the Li-ion rechargeable battery pack must be recharged. Remaining connected to the mains adapter for a long period of time will not damage the Li-ion rechargeable battery pack.
- D3 The charging process must only be carried out at a temperature range of 0°C to 40°C.
- D4 The performance of the Li-ion rechargeable battery pack is dependant on temperature.

Display on the Li-ion rechargeable battery pack:

	LED lights up	Li-ion rechargeable battery pack is charging
	LED off	no mains connection
	LED flashes slowly	Li-ion rechargeable battery pack is fully charged
	LED flashes quickly	charging fault charging temperature < 0°C or > 40°C, or charging voltage is too high or too low, or Li-ion rechargeable battery pack is defective

E Storage:

- E1 The mains adapter and Li-ion rechargeable battery pack must be stored in a cool, dry place.
- E2 The Li-ion rechargeable battery packs must not be stored with metal objects (e.g. paper clips, tools, coins, etc.) or in metal containers.

F Transport:

The Li-ion rechargeable battery pack must be packed with electrical insulation, e.g. by covering the contacts with adhesive tape before transport or shipping. This also applies to the environmentally friendly disposal of old Li-ion batteries. Packing and labelling requirements should be observed for the transport or shipping of Li-ion rechargeable battery packs (e.g. via air transport or haulage). Please observe the relevant national regulations. A hazardous material specialist must be consulted when preparing the package. Only ship Li-ion rechargeable battery packs if the housing is not damaged.

Disposal



Li-ion rechargeable battery packs and mains adaptors must not be disposed of with ordinary household waste. Please observe the relevant national laws. Old Li-ion rechargeable batteries must be packed with electrical insulation, e.g. by covering the contacts with adhesive tape before disposing of them.

Technical data:

Mains adapter:	100 – 240 VAC	
Input frequency:	50/60 Hz ± 3 Hz	
Operating temperature:	0°C to +40°C	32°F to 104°F
Storage temperature:	-20°C to +80°C	-4°F to 176°F

Li-ion rechargeable battery pack:

Size:	135 x 90 x 55 mm	5,32" x 3,94" x 2,17"
Weight:	310 g	10,94 oz
Nominal voltage:	3.7 V	
Capacity:	7200 mAh	
Operating temperature:	-20°C to +60°C	-4°F to 140°F
Recommended storage temperature:	-20°C to +40°C	-4°F to 104°F

The performance of the Li-ion rechargeable battery pack is dependant on temperature.

Temperature:	-20 °C / -4°F	0 °C / 32°F	23 °C / 73,4°F	60 °C / 140°F
Performance:	50 %	80 %	100 %	85 %